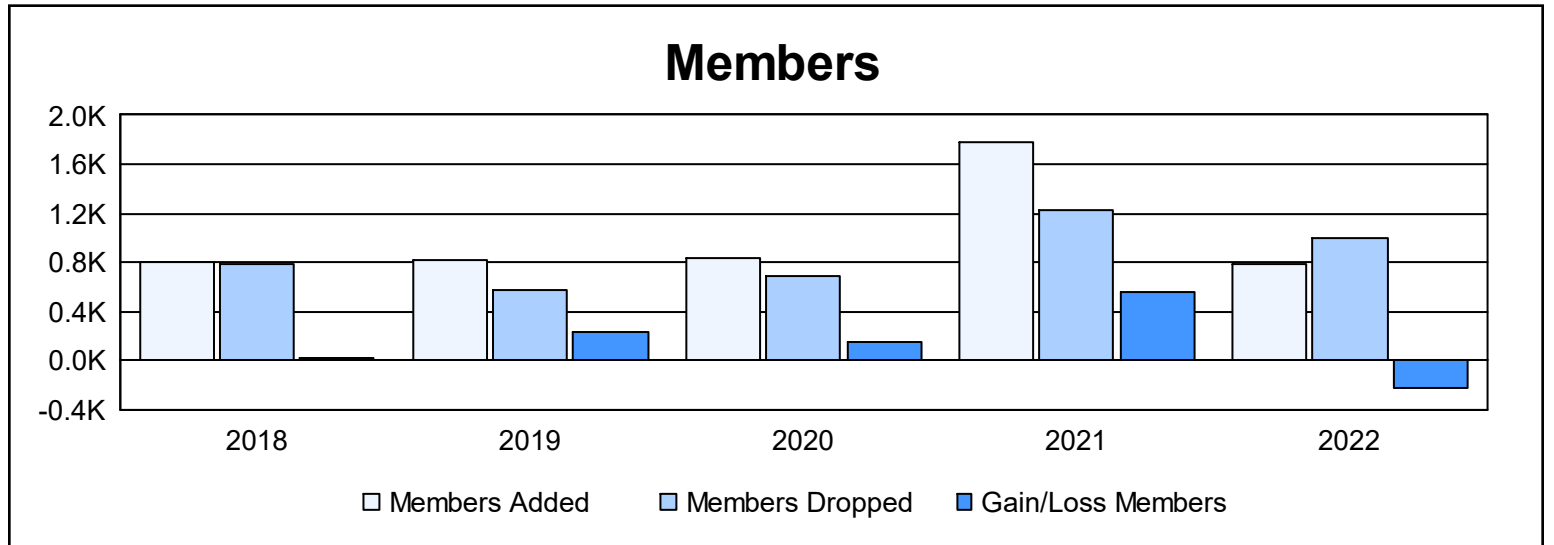
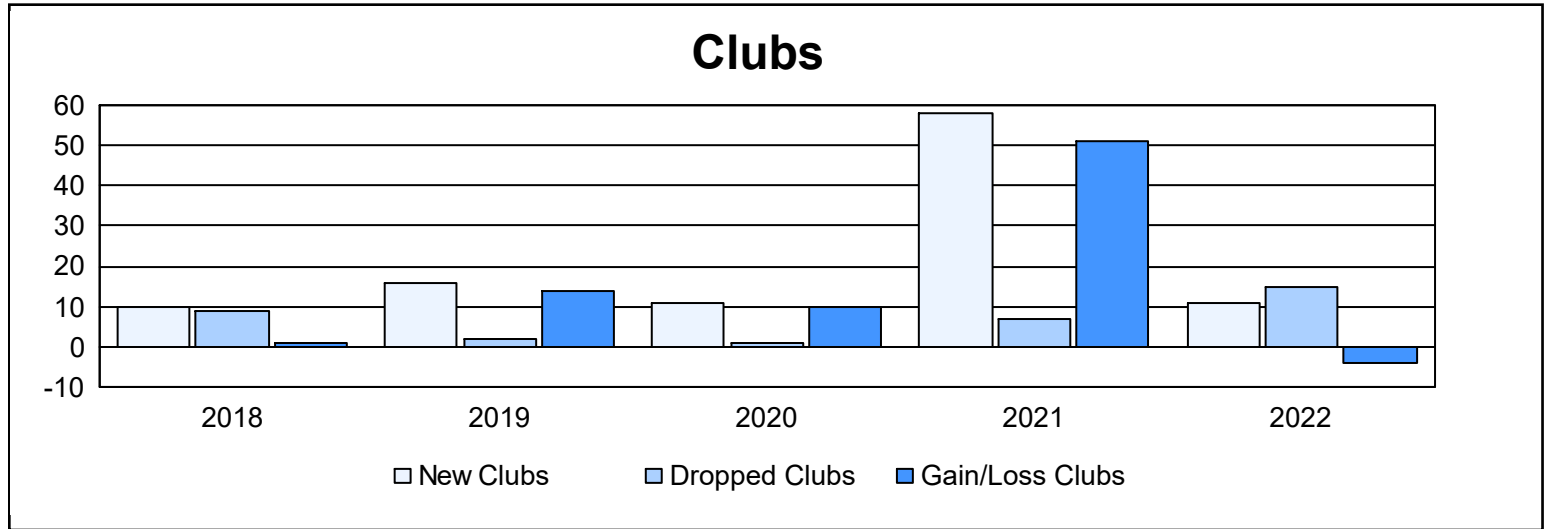
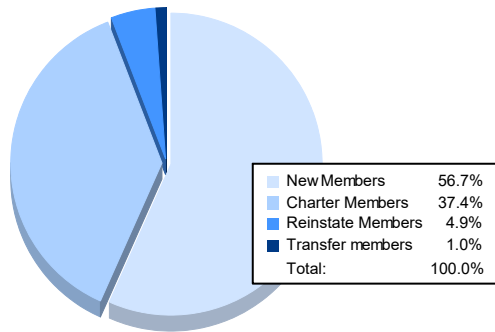


Year	New Clubs	Dropped Clubs	Gain/ Loss Clubs	New Members	Charter Members	Reinstate Members	Transfer Members	Total Member Added	Total Members Dropped	Gain/ Loss Members
2017-2018	10	9	1	490	244	64	9	807	787	20
2018-2019	16	2	14	248	484	64	20	816	582	234
2019-2020	11	1	10	287	510	15	27	839	690	149
2020-2021	58	7	51	418	1,342	15	3	1,778	1,228	550
2021-2022	11	15	-4	443	292	38	8	781	1,005	-224
<b>Average</b>	<b>21</b>	<b>7</b>	<b>14</b>	<b>377</b>	<b>574</b>	<b>39</b>	<b>13</b>	<b>1,004</b>	<b>858</b>	<b>146</b>



### Membership Composition June 2022 Cumulative



### Gender Composition June 2022 Cumulative

